

# Key Stage 3 Drama

## Curriculum Map 3-year Curriculum



Off to GCSE

**Transition Unit**

Summer 2:  
Script exploration



**Willy Russell's 'Blood Brothers'**  
Further exploration of cultural/political conventions. Pupil's chosen specialism – acting, lighting, costume, sound/set design.

Summer 1:  
Script exploration



**Willy Russell's 'Blood Brothers'**  
Explore all performance and technical elements of play script by local playwright – Willy Russell

Spring 2:  
Non-naturalism



**Non-naturalistic Drama**  
Development of non-naturalistic techniques. Research into theatre practitioners.

Spring 1:  
Devising/  
Status



**Devising from stimulus/Status**  
Hypothesise and problem solve based on a stimulus. Explore how status is communicated on stage.

Autumn 2:  
Monologues



**Monologues/Duologues**  
Learn how to script, annotate and deliver a solo performance.

Autumn 1:  
Character development



**Team building & Spontaneous improvisation**  
Spontaneous improvisation – blocking, making and accepting offers.

Year 9:  
Transition to skills required at GCSE

**Exploration of Media**  
Exploration of varying media forms: Reality TV, advertising, talk shows, news reports.

Autumn 1:  
Responding to Media



Autumn 2:  
Non-naturalism



**Non-naturalistic Drama**  
Exploration of non-naturalistic techniques. Introduction to theatre practitioners.

**Style and Genre**  
Explore and perform different styles and genres of drama – mime, commedia dell'arte, melodrama.

Spring 1:  
Style and Genre



Spring 2:  
Devising



**Devising from Stimulus**  
Devising from a range of stimulus eg. Props, music, poetry, images. Exploring key theme of war.

Summer Term:  
Script exploration



**Willy Russell's 'Our Day Out'**  
Explore all performance and technical elements of play script by local playwright – Willy Russell

Year 8:  
Devising/  
Style and Genre

**Shakespeare's Characters and times**  
Study and perform key moments from at least 2 of Shakespeare's plays

Summer Term:  
Script exploration



**The Terrible Fate of Humpty Dumpty**  
Introduction to a full play script exploring all elements of acting, lighting, sound, costume and set design

Spring 2:  
Shakespeare



Spring 1:  
Advertising /Media



**Speaking to persuade**  
Employing all performance skills to create adverts for television/radio/pitches.

**Vocal and Physical Skills**  
Adapting speech, mime, narration

Autumn 2:  
Key Skills contd.



**Transition Unit**

Autumn 1:  
Key Skills



**Baseline Assessment**  
Introduction to physical/vocal skills. Team work, communication, role play.

Year 7:  
Introduction to Drama

Thinking of studying Drama?  
Don't forget to pick up your KS5 transition pack



Off to your future

Results Day!!

You made it!  
CONGRATULATIONS!!



AQA Response to Live Theatre

**Section C – Live Theatre: 'Two'**  
(1 question – 32 marks)

Exam:  
Section C

AQA Set Text – Blood Brothers

**Section B – Set Text: Blood Brothers**  
(4 questions – 44 marks total)

Exam:  
Section B

AQA Understanding of theatre

**Section A - Staging positions, staging configurations, roles and responsibilities** (4 questions – 4 marks total)

Exam:  
Section A

Exam:  
One exam (3 sections)

# Key Stage 4 Drama

**Script Performance-20%**  
Rehearsal of two extracts from published scripts.

**Script Performance-20%**  
Rehearsal and performance of two extracts from published scripts.

**Gap Close from Mock 2**  
Your teacher will deliver lessons to help you to improve following your mock. Revise Section B – Blood Brothers

**Past Paper Focus**  
Your teacher will provide you with activities and past papers as you approach your exam. Revise Section B – Blood Brothers

Autumn 1:  
Scripted Text



Autumn 2:  
Scripted text



Spring 1:  
Mock Exam Revision



Spring 2:  
Revision



Summer 1:  
Final Prep



Year 11

**Mock exam and revision**  
Complete mock exam. Revise Section A – Understanding Theatre. Section C – Response to live theatre

**Devising from stimulus- 40%**  
Component 2: You will create a group performance and coursework detailing the process.

**Set Text: Blood Brothers (Exam section B)**  
Explore set text through both practical and written work

**Team Building Section A - Exam**  
Introduction to course. Team building and Section A of Exam – Understanding Theatre.


Summer 2:  
Devising




Summer 1:  
Devising



Spring 2:  
Set Text



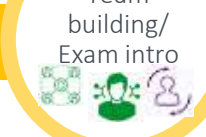
Spring 1:  
Set Text



Autumn 2:  
Response to Live Theatre



Autumn 1:  
Team building/ Exam intro



Year 10

**Devising from stimulus- 40%**  
Component 2: You will continue to develop and perform your group performance and complete coursework (40% of your mark).

**Set Text: Blood Brothers contd.**

Continued exploration of Blood Brothers – characters, setting, themes.

**Section C Exam – Response to Live Theatre**

Live theatre visit and written reflection on performance.

## Curriculum Map 2-year Curriculum





The Prescott School Subject Overview for

# Drama (Yr.7)

## 1 Course/Subject introduction

Throughout the year a series of units are delivered that will develop the pupils for success and progression in Key stage 3. Alongside this, opportunities are given to explore and discover drama in a variety of ways and activities. All pupils are regularly given the opportunity to reflect and review on their learning through the use of retrieval activities that develop retention skills and build on confidence in the component areas in Drama. The Year 7 course acts as an 'Introduction to Drama' as many pupils will have limited experience of this subject from Primary school. It provides pupils with the essential building blocks of vocal and physical performance skills to allow them to develop and progress throughout KS3. Pupils will also develop essential life skills such as: communication skills; teamwork; problem solving; leadership ability etc.

Head of Department:

Miss A. Barnard

Number of lessons per fortnight for KS3: 2

## 2. Subject structure

Term 1	<p>Pupils will begin Year 7 with an 'Introduction to Drama'. They will learn key skills such as: still image, thought track, mime, role play, physical theatre, narration and spontaneous improvisation.</p> <p>In the second half of the term they will develop these skills further exploring techniques such as: problem solving, devising, soundscaping, vocal control, speaking to persuade, narration and storytelling.</p>
Term 2	<p>Pupils will study 'advertising'. They will create their own adverts, developing their understanding of how advertisers sell products eg. Use of persuasive language and techniques, target audience, media manipulation etc.</p> <p>Pupils will then explore Shakespeare. They will study two plays – 'Romeo and Juliet' and 'Macbeth' both from a practical performance</p>

	<i>view, and will also look at costume and make-up design.</i>
<b>Term 3</b>	<i>Pupils will study a full play script – ‘The Terrible Fate of Humpty Dumpty’. This play explores a central theme of bullying and the negative consequences. This will involve reading the script, watching the play, acting out scenes, studying characterisation, plot structure, context, lighting, costume, sound and set design.</i>

*Formal assessments will take place throughout the year in the form of half termly formative practical assessments. After each formal assessment all pupils will be given in-depth feedback that celebrates areas of success and helps identify areas for future development.*

### **3 Recommended texts or websites to support home learning**

[www.bbc.co.uk/bitesize](http://www.bbc.co.uk/bitesize)

### **4 Specialist equipment/materials required if applicable.**

*Our studied script is ‘The Terrible Fate of Humpty Dumpty’. Pupils will each have access to a copy of the script in their lessons.*



The Prescott School Subject Overview for

# Drama (Yr.8)

## 1 Course/Subject introduction

Throughout the year a series of units are delivered that will develop the skills for success and progression in Key stage 3. Alongside this, opportunities are given to explore and discover drama in a variety of ways and activities. All pupils are regularly given the opportunity to reflect and review on their learning through the use of retrieval activities that develop retention skills and build on confidence in the component areas in Drama. The Year 8 course provides the opportunity to refine the skills developed in year 7 and to ensure that pupils are able to achieve the best possible outcome in GCSE Drama, should they choose it as an option at KS4. Pupils will also develop essential life skills such as: communication skills; teamwork; problem solving; leadership ability etc.

Head of Department:

Miss A. Barnard

Number of lessons per fortnight for KS3: 2

## 2. Subject structure

<p>Term 1</p>	<p>Pupils will begin Year 8 exploring all forms of media and concepts such as target audiences, media manipulation and persuasive speech. They will explore this in a variety of forms including: advertising, news reports, reality TV etc.</p> <p>Pupils will then explore the technique of devising (creating) a group performance based on a stimulus. They will also be introduced to the theatrical style of 'non-naturalistic theatre'.</p>
<p>Term 2</p>	<p>Pupils will explore a range of different styles and genres of theatre, developing their understanding of the key aspects of each genre. This will include: mime, melodrama, commedia dell'arte and soap opera.</p> <p>Pupils will then explore the technique of devising (creating) a group performance based on a stimulus. They will devise from a range of stimuli including: photographs, poetry, music and props.</p>

### Term 3

Pupils will study a full play script – ‘Our Day Out’. A Liverpool based script by local playwright – Willy Russell. This will involve reading the script, watching the play, acting out scenes, studying characterisation, plot structure, context, lighting, costume, sound and set design.

Formal assessments will take place throughout the year in the form of half termly formative practical assessments. After each formal assessment all pupils will be given in-depth feedback that celebrates areas of success and helps identify areas for future development.

### 3 Recommended texts or websites to support home learning

[www.bbc.co.uk/bitesize](http://www.bbc.co.uk/bitesize)

### 4 Specialist equipment/materials required if applicable.

Our studied script is ‘Our Day Out’. Pupils will each have access to a copy of the script in their lessons.



The Prescott School Subject Overview for

# Drama (Yr.9)

## 1 Course/Subject introduction

Throughout the year a series of units are delivered that will develop the pupils for success and progression in Key stage 3. Alongside this, opportunities are given to explore and discover drama in a variety of ways and activities. All pupils are regularly given the opportunity to reflect and review on their learning through the use of retrieval activities that develop retention skills and build on confidence in the component areas in Drama. The Year 9 course provides the opportunity to refine the skills developed in years 7 and 8 and to ensure that pupils are able to achieve the best possible outcome in GCSE Drama, should they choose it as an option at KS4. Pupils will also develop essential life skills such as: communication skills; teamwork; problem solving; leadership ability etc.

Head of Department:

Miss A. Barnard

Number of lessons per fortnight for KS3: 2

## 2. Subject structure

Term 1	<p>Pupils will begin Year 9 with an 'Introduction to KS4 Drama' involving team building, improvisation, role play, physical and vocal skills. Engaging in skills and techniques they will use if they continue to study Drama at KS4.</p> <p>Pupils will then explore Monologues/Duologues – They will watch examples and then begin to script their own pieces. They will explore characterisation in terms of vocal and physical skills, culminating in an assessed performance.</p>
Term 2	<p>Pupils will explore the technique of devising (creating) a group performance based on a stimulus. They will also be introduced to the theatrical concept of 'status' and 'subtext' and how they can communicate this on stage.</p> <p>Finally pupils will explore use of non-naturalistic techniques in theatre</p>

	<i>including: Narration, chorus, split screen, spoken conscience, slow motion, counter-pointing, physical theatre etc.</i>
<b>Term 3</b>	<i>Pupils will study a full play script – ‘Blood Brothers’. A Liverpool based script, by local playwright – Willy Russell. This will involve reading the script, watching the play, acting out scenes, studying characterisation, plot structure, context, lighting, costume, sound and set design. Pupils will continue to study ‘Blood Brothers’ in both KS4 Drama and English. This term introduces them to the play in a practical exploration.</i>

*Formal assessments will take place throughout the year in the form of half termly formative practical assessments. After each formal assessment all pupils will be given in-depth feedback that celebrates areas of success and helps identify areas for future development.*

**3 Recommended texts or websites to support home learning**

[www.bbc.co.uk/bitesize](http://www.bbc.co.uk/bitesize)

**4 Specialist equipment/materials required if applicable.**

*Our studied script is ‘Blood Brothers’. Pupils will each have access to a copy of the script in their lessons.*





The Prescott School Subject Overview for

# Drama (Yr.10)

## 1 Course/Subject introduction

Throughout the year a series of units are delivered that will develop the pupils for success and progression in Key stage 4. Alongside this, opportunities are given to explore and discover drama in a variety of ways and activities. All pupils are regularly given the opportunity to reflect and review on their learning and are encouraged to participate in retrieval activities that develop retention skills and build on confidence in the component areas in Drama. The Year 10 course provides the opportunity to refine the skills developed at key stage 3 to ensure that pupils are able to achieve the best possible outcome in their GCSE Drama exam and develop essential life skills such as: communication skills; teamwork; problem solving; leadership ability etc.

Head of Department:

Miss A. Barnard

Number of lessons per fortnight for KS4: 6

## 2. Subject structure

Term 1	<p>Pupils will begin the GCSE Drama course with an 'Introduction to KS4 Drama' involving team building, improvisation, role play, physical and vocal skills.</p> <p>Pupils will then explore <b>Section 1</b> of their written exam – <b>Understanding Theatre</b>. This includes: Staging positions, staging configurations and roles and responsibilities within the theatre.</p> <p>Finally pupils will study <b>Component 3 – Response to Live Theatre</b>. This involves the pupils seeing a piece of live theatre and evaluating this in a written response.</p>
Term 2	<p>Pupils will begin to study their set text – '<b>Blood Brothers</b>'. This will involve reading the script, watching the play, acting out scenes, studying characterisation, plot structure, context, lighting, costume, sound and set design. Pupils will have to answer 4 questions on 'Blood Brothers' in their final exam. Pupils will then begin <b>Component 2</b> –</p>

	<p><i>Devising (Responding to a stimulus). This is where pupils will work in groups to create their own original performance. Alongside this pupils will complete their coursework which documents the process of creating, rehearsing and performing their piece.</i></p>
<p><b>Term 3</b></p>	<p><i>Pupils will continue to develop and refine their group pieces, culminating in a filmed and assessed performance. Pupils will also complete the draft of their coursework (Devising log) 40%. Pupils will also complete a mock written exam in this term.</i></p>

*Formal assessments will take place throughout the year in the form of mock examinations. Pupils will be given opportunities to develop revision skills and exam techniques in order to help build strategies to develop resilience. All unit tests and formal assessments follow the format of the AQA specification in order for pupils to become familiar with the layout and marking criteria at GCSE level. After each formal assessment all pupils will be given in-depth feedback that celebrates areas of success and help identify areas for future development.*

### 3 Recommended texts or websites to support home learning

[www.bbc.co.uk/bitesize](http://www.bbc.co.uk/bitesize)

### 4 Specialist equipment/materials required if applicable.

*Due to the nature of our course being 40% written examination, any GCSE Drama revision guide or workbook that follows the AQA specification would be useful.*

*Our studied script is 'Blood Brothers'. Pupils will have access to the script in their lessons and also in the written exam.*



The Prescott School Subject Overview for

# Drama (Yr.11)

## 1 Course/Subject introduction

Throughout the year a series of units are delivered that will develop the skills for success and progression in Key stage 4. Alongside this, opportunities are given to explore and discover drama in a variety of ways and activities. All pupils are regularly given the opportunity to reflect and review on their learning through the use of retrieval activities that develop retention skills and build on confidence in the component areas in Drama. The Year 11 course provides the opportunity to refine the skills developed at key stage 3 and in Year 10 to ensure that pupils are able to achieve the best possible outcome in their GCSE Drama exam and develop essential life skills such as: communication skills; teamwork; problem solving; leadership ability etc.

Head of Department:

Miss A. Barnard

Number of lessons per fortnight for KS4: 6

## 2. Subject structure

Term 1	<p><b>Completion of Component two – Devising.</b> Pupils will have completed their devising performances and will be refining and improving their devising logs (coursework) 40%.</p> <p>Pupils will then begin rehearsing for <b>Component 3 – Scripted pieces.</b> Pupils will perform two extracts from a published script of their choice 20%.</p>
Term 2 (1 <sup>st</sup> half term)	<p><b>Completion of Component 3 – Scripted pieces.</b> Pupils will perform and be assessed by an outside examiner for their two extracts.</p>
Term 2 & 3	<p>At this point pupils should have completed the full specification and each class teacher will produce half termly plans based on mock exam analysis specific to each class and pupil. This will include coverage of all sections of the written exam (<b>Component 1 40%</b>) <b>Section 1: Understanding Theatre; Section 2: Blood Brothers; Section 3: response to Live Theatre.</b></p>

Formal assessments will take place throughout the year in the form of mock examinations. Pupils will be given opportunities to develop revision skills and exam techniques in order to help build strategies to develop resilience. All unit tests and formal assessments follow the format of the AQA specification in order for pupils to become familiar with the layout and marking criteria at GCSE level. After each formal assessment all pupils will be given in-depth feedback that celebrates areas of success and help identify areas for future development.

### 3 Recommended texts or websites to support home learning

[www.bbc.co.uk/bitesize](http://www.bbc.co.uk/bitesize)

### 4 Specialist equipment/materials required if applicable.

Due to the nature of our course being 40% written examination, any GCSE Drama revision guide or workbook that follows the AQA specification would be useful.

Our studied script is 'Blood Brothers'. Pupils will have access to the script in their lessons and also in the written exam.