

The Prescot School




“We will ensure all students achieve their academic potential,
develop holistically and go on to lead happy and successful lives.”

Ambition

Integrity

Appreciation




The Prescott School



Ambition

Integrity

Appreciation



Our Vision




To ensure all students achieve
their academic potential,
develop holistically and go
on to lead happy and
successful lives.

Ambition

Integrity

Appreciation



Ambition


We strive to achieve and be successful.



Ambition

Integrity

Appreciation



Integrity

We do the right thing
because it is the right thing
to do.



Ambition

Integrity

Appreciation




Appreciation



We respect and value each other
and our world.






General School Information



Ambition

Integrity

Appreciation



The Prescot School Day

Registration / Form Time	8:40am – 8.55am
Lesson 1	8:55am – 9:55am
Lesson 2	9.55am – 10:55am
Break	10:55am – 11:10am
Lesson 3	11:10am – 12:10pm
Lesson 4	12:10pm – 1:10pm
Lunch	1:10pm – 1:40pm
Lesson 5	1:40pm – 2:40pm



Ambition

Integrity

Appreciation



The Prescot School Day

1Mon	1Tue	1Wed	1Thu	1Fri	2Mon	2Tue	2Wed	2Thu	2Fri
1Mon:1 French SJ	1Tue:1 Maths JLE	1Wed:1 English CFA	1Thu:1 Design Technol JLA	1Fri:1 Science AJF	2Mon:1 English CFA	2Tue:1 P.E. JWI	2Wed:1 P.E. JWI	2Thu:1 Maths STO	2Fri:1 Geography F43
1Mon:2 Computer scien CPO	1Tue:2 Science AJF	1Wed:2 Music CB	1Thu:2 Maths JLE	1Fri:2 French CBY	2Mon:2 Geography WY	2Tue:2 English KGR	2Wed:2 English CFA	2Thu:2 Science AJF	2Fri:2 Drama LIB
1Mon:3 Drama LIB	1Tue:3 English CFA	1Wed:3 P.E. JWI	1Thu:3 English CFA	1Fri:3 P.E. JNI	2Mon:3 Computer scien CPO	2Tue:3 Science AJF	2Wed:3 Science AJF	2Thu:3 English CFA	2Fri:3 French SJ
1Mon:4 Geography WY	1Tue:4 History JG	1Wed:4 Science AJF	1Thu:4 Science AJF	1Fri:4 English CFA	2Mon:4 French SJ	2Tue:4 Maths JLE	2Wed:4 Maths JLE	2Thu:4 Design Technol JLA	2Fri:4 Religious Studie WY
1Mon:5 Maths JLE	1Tue:5 Art BWA	1Wed:5 History JG	1Thu:5 Computer scien CPO	1Fri:5 Religious Studie WY	2Mon:5 Maths JLE	2Tue:5 Design Technol JLA	2Wed:5 Art BWA	2Thu:5 History AMA	2Fri:5 Maths JLE

Week & Day
Tuesday,
Week 1

Period
Period 4

Subject
Maths

Teacher
Miss Grainger

Room
G32

Week 2 Friday Period 3
French with Mr Jones
in room F17

All students will receive a copy of their timetable which tells them what the lesson is, who the teacher is and where the lesson is.

Ambition

Integrity

Appreciation



Attendance

All students are set an attendance target of 100%.

The Prescot School minimum expectation is 96%.



Students are rewarded each term  with certificates and other prizes for excellent attendance.

If students are absent from school, the parent/carer must contact the school before 8.30am to inform the attendance team the reason for absence.



Punctuality

Students arrive from 8:00am and must go to the atrium.

Students **must** be on the school premises by 8:35.



Students are expected to be on time every day.




Break & Lunchtime Arrangements

At 10.55am and 1:10pm students will go to the atrium for break & lunch.



After students have eaten and cleared their tray, they go to the school yard.





Subjects you will study...

All students in Year 7 study the same subjects, some of which will have been covered in primary school and some of which will be new.



Maths English and Science
Modern Foreign Language – French / Spanish
History and Geography
Religious Studies
Design Technology
Computer Science
PE and Dance
Drama, Art and Music
Personal, Social and Health Education (PSHE)




Ambition

Integrity

Appreciation



Subject Knowledge Organisers




Subject Knowledge Organisers

YEAR 7

TERM 1

Name: _____

Form: _____



Ambition

Integrity

Appreciation

How to use your Subject Knowledge Organiser

In order for you to be more likely to remember information you have learned, it needs to be stored in your long-term memory. After being taught something once, your brain will naturally forget that information over time. If you regularly revisit and practise retrieving that information, it is stored in your long-term memory which makes it less likely for you to forget it. This leaves your working memory free to tackle questions using that stored knowledge without getting overloaded.

You are going to train your brain to remember all of the information you are taught. We expect you to do this EVERY night.

You can use any of these methods:

- Look – cover – write – check
- Ask a family member/carer to test you on the key terms
- Play the memory games on Quizlet

Download the Quizlet app to your phone here...






Scan here to go to the School Quizlet homepage







► Your child will receive their first Subject knowledge Organiser (SKO) for term 1 in September.

► This is a booklet which contains knowledge sheets for each of the subjects they study.





















► It will be an essential tool to help them learn key knowledge and support them in becoming confident and successful learners.

Ambition

Integrity

Appreciation

An example of a page in the SKO

 Year 7 – Science – Autumn 1 – Working Scientifically 									
We study laboratory equipment, hazard symbols and how to carry out practical work.									
Key term	Flammable	Corrosive (may destroy living tissue)	Caution – irritant/harmful	Serious health hazard	Toxic (could be fatal)	Dangerous for the environment	Explosive	Oxidising (may react exothermically with other chemicals)	Gas under pressure
Hazard symbol									
Scientific equipment	Beaker	Test tube and boiling tube	Measuring cylinder	Tripod & gauze	Bunsen burner	Funnel	Evaporating basin	Conical flask	Thermometer
Diagram									
Key term	Definition								
Independent variable (IV)	The thing you change								
Dependent variable (DV)	The thing you measure								
Control variables (CV)	The things you keep the same								
Prediction	A proposed explanation for what you think will happen and why								
Hypothesis	A statement of what you think will happen								
Method	A step by step guide of how to complete an investigation								
Conclusion	What do your results show (include data)								
Key term	Definition								
Evaluation	An explanation of how the method could be improved								
Repeatable	If you can get the same result when you do the experiment more than once								
Reproducible	If another group gets the same results.								
Accurate	Close to the true value								
Anomalous result	A result that doesn't fit the pattern								




Supporting Your Child's Learning

- Encourage your child to share their knowledge organiser with you and talk through with them what they will be learning about.



- Quiz them on the knowledge they need to know.
- Support them in focussing on the areas they are finding difficult.



Summer Activity Pack

- We have prepared activities for your child to complete during the summer.
- These will provide a flavour of school life and help us get to know them. 
- These are in the new Prescot School bag.
- Work through them at their own pace. Bring the booklet back in September and give it to their new form teacher.



The Prescot School
Transition Booklet 2023

Name:

Ambition

Integrity

Appreciation



Extra-curricular Clubs - a small selection

Keyboard




Art



Debate
Mate



Football



LGBTQ Club



Netball



Eco Club



Dance



STEM




Drama



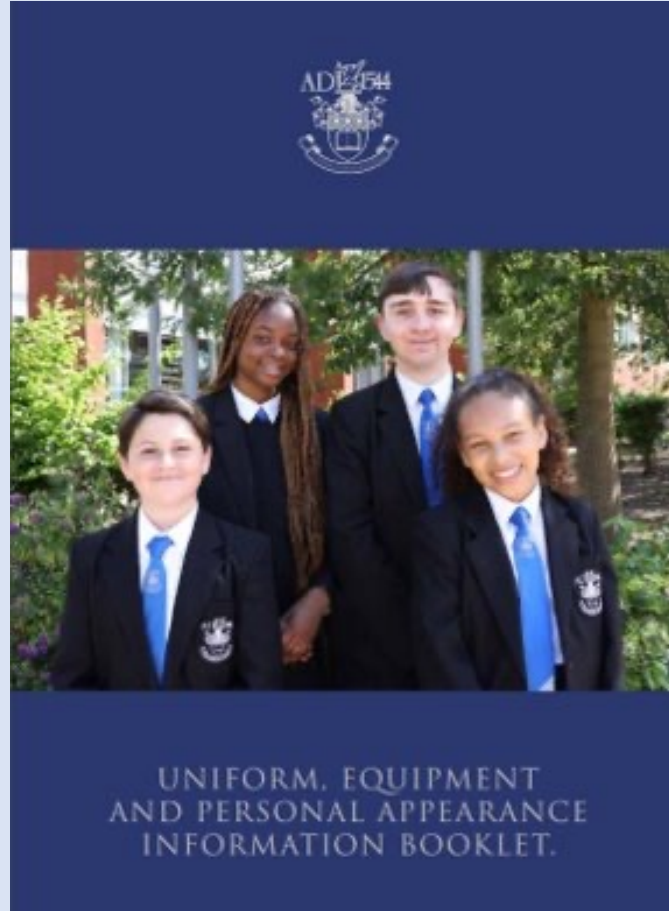
Ambition

Integrity

Appreciation



Uniform & Presentation



Ambition

Integrity

Appreciation




Uniform & Presentation

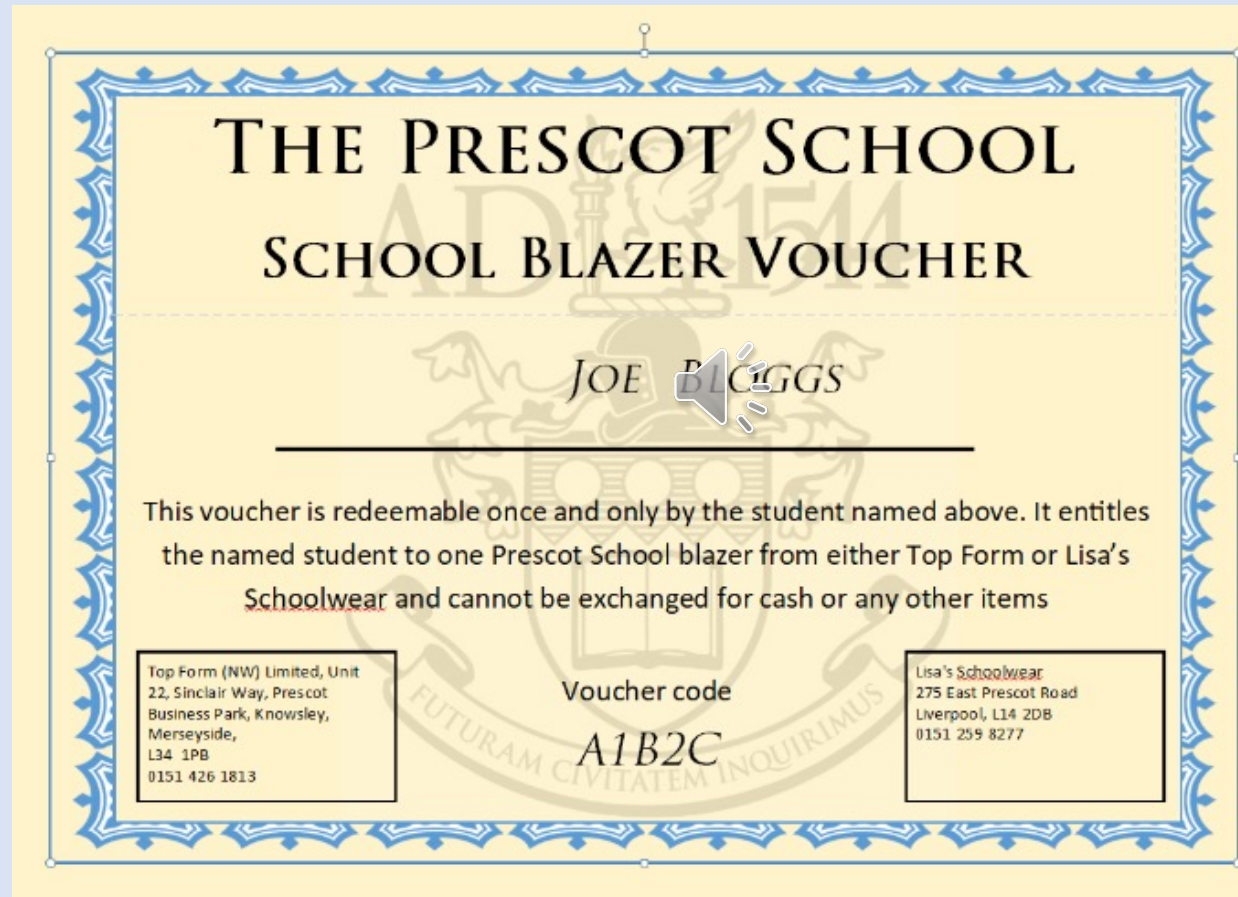
We are proud of our high standards.

You will find a copy of the booklet on our website.

The Prescot School issue a voucher for the blazer and provide your child with a tie, school bag, PE bag and clear pencil case. You will receive everything tonight except the school tie which will be presented to your child on their first day of school.



Uniform & Presentation



Ambition

Integrity

Appreciation



Uniform & Presentation

There are two shops that sell The Prescott School uniform, apart from the tie. Spare ties can be purchased at the school office at a cost of £5.

Top Form (NW) Limited,
Unit 22, Sinclair Way,
Prescot Business Park,
Knowsley,
Merseyside,
L34 1PB
Tel: 0151 426 1813



Lisa's Schoolwear
275 East Prescott Road
Liverpool, L14 2DB
Tel: 0151 259 8277



Uniform & Presentation

SCHOOL JUMPERS AND CARDIGANS

- Plain v-neck black or grey jumpers or button up cardigans may be worn. These are optional. No other jumper or cardigan is allowed.

SHIRTS

- Long or short sleeve white shirts must be worn.
- The top button must be fastened at all times and the shirt must be neatly tucked in.


TIES

- School ties are compulsory and must be in position at the top of the shirt's collar.

SKIRTS AND PINAFORES

- Black pinafores, skirts and box pleat skirts must be worn so that the hem sits on or just above the knee. Shorter lengths are not allowed.





Uniform & Presentation - Trousers

TROUSERS

- Black school trousers are compulsory.
- No other colours, such as grey or charcoal are permitted. Chino / jeans style are not allowed.



✓ **ALLOWED**
Black school trousers



✗ **NOT ALLOWED**
Grey school trousers



✗ **NOT ALLOWED**
Charcoal school trousers



✗ **NOT ALLOWED**
Black chino style

SHORTS

- Black knee length trouser shorts (of the same material as school trousers) may be worn by students in the summer term.



Uniform & Presentation – Socks and Tights

SOCKS / TIGHTS

- Girls – Black socks or tights must be worn. Socks must be ankle, shin or knee height.
- One small black bow on each sock is permitted.
- Boys - Black socks must be worn.



ALLOWED


1. Plain black socks ankle, shin or knee height
2. Black socks with small black or royal blue bow on each side
3. Black tights



NOT ALLOWED

4. Any colour other than black (for both socks and tights)
5. Leggings with school uniform





Uniform & Presentation - Shoes



Ambition


Integrity

Appreciation

Uniform & Presentation – PE Kit



Students can wear any form of sports trainer. Fashion trainers are not allowed.



The PE department will decide what is and isn't appropriate sports footwear. Their decision is final.

Uniform & Presentation – PE Kit





ALLOWED


1. Plain black leggings
2. Plain black or white socks
3. Mid-length shorts or longer than mid-length shorts / cycling shorts




NOT ALLOWED

4. Branded shorts
5. Colours and brands
6. Mesh
7. Coloured or branded socks
8. Shorter than mid-length shorts / cycling shorts





Uniform & Presentation – Personal Appearance



NOT ALLOWED

- 2. Eye make-up
- 3. Lip gloss / lipstick
- 4. False tan (face / body)
- 5. False eyelashes of any description

- 6. Natural gel / shellac
- 7. Coloured nails
- 8. Colour / glitter nails
- 9. Glitter nails

Ambition



Integrity

Appreciation

Uniform & Presentation – Jewellery


JEWELLERY

- No jewellery of any description is allowed. This includes piercings of any description, rings, bracelets, necklaces etc.
- Students will not be allowed to cover any piercings (old or new) with plasters or retainers. They will be required to be removed for the student to access the school. Please bear this in mind if your child is planning on having any new piercings. The piercing must have healed and the jewellery removed by the time the student returns to school.



NOT ALLOWED

1. Piercings
2. Rings
3. Facial piercings
4. Bracelets
5. Necklaces







Uniform & Presentation – Hair



ALLOWED

1. Natural hair colour
2. Natural colour braids
3. Natural colour weave / extensions



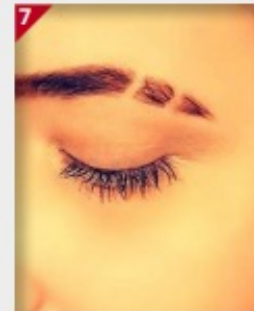
HEADSCARVES / TURBANS

- Girls may wear a headscarf for religious or cultural reasons. Headscarves must be plain black only.
- Headscarves must not be patterned or include beads, gems etc.
- Boys may wear a plain black turban for religious or cultural reasons.



NOT ALLOWED

4. Unnatural hair colour
5. Unnatural coloured braids
6. Shaved lines
7. Shaved eyebrows
8. Hair over face



Uniform & Presentation – Hair Accessories



ALLOWED

1. Plain slim navy headband
2. Navy bobble with bow
3. Navy clips
4. Natural grips

1




2



3



4



NOT ALLOWED

5. Wider than 5 cm
6. Bow attached
7. Bandanas
8. Coloured clips

5



6



7



8



Ambition

Integrity

Appreciation

Uniform & Presentation – Watches

- A simple watch used for telling the time is allowed.
- Smartwatches e.g. Fitbit, apple watches are not allowed.




ALLOWED

1, 2, 3 & 4. Examples of simple watches which are allowed



NOT ALLOWED

5, 6 & 7. Smart watches are not allowed



Banned Items



NOT ALLOWED



1. Mobile phones
2. Any other electronic device
3. Chewing gum
4. Any drink other than flavourless water
5. Sunglasses
6. Caps



Stationery & Equipment



All students will be given:

- clear pencil case
- 2 x black or blue pens
- green pen
- pencil
- 15cm Ruler
- blue highlighter



Mobile Phones / Electronic Devices

Simple rule: off and away at the gate.


If it's seen anywhere on site, it's confiscated.



If mobile phones, ear buds or any electronic devices are seen during the school day they will be confiscated and stored in the office.

Parents/carers will need to collect them from the school office.





Resolutions

We all need to be working together to resolve issues and to sort things out if there are any hiccups along the way.



Ambition

Integrity

Appreciation



Conflict


Nobody likes arguing,
shouting, being angry, being
upset, feeling sad.



Ambition

Integrity

Appreciation



Resolutions

This is a school where we care for each other, respect each other and always work together to put situations right, using restorative practice.



Ambition

Integrity

Appreciation



Restorative practice

- Ask any member of staff to help.
- Let us know how you are feeling.
- We will arrange a time and place to facilitate a meeting if required.
- We will monitor conflict and implement consequences for anyone unwilling to resolve conflict.



Ambition

Integrity

Appreciation




Making Mistakes

Staff and students make mistakes.

It's important that when we do, we take **responsibility** and use the **right steps to put things right**.





Expedition

In September, all year 7 students are taken on the year 7 expedition. This is to Delamere Forest in Cheshire, where they will complete a short walk and have the opportunity to take part on the high ropes at Go Ape



Ambition

Integrity

Appreciation

ClassCharts



Used for parents/carers and students to monitor homework, behaviour, timetable and to receive messages from staff.

You will receive log in details in September.

Ambition

Integrity

Appreciation



ParentPay

Used for managing your child's financial account e.g. for food / drink purchases and school trips etc.




You will receive log in details for this soon directly from ParentPay





Free School Meals




Knowsley Council

[Residents](#) [Business](#) [Your Council](#) [News](#) [Online Services](#) [Contact Us](#)

A B C D E F G H I J K L M N O P Q R S T U V W X Y Z

You are here: [Residents](#) > [Education and schools](#) > [School meals and menus](#)


 [School meals and menus](#)

[Primary school two choice menu](#)

[Primary School three choice menu](#)

[Secondary school menu](#)

Sign up for free school meals



Find out if your child is eligible for free school meals.

Free school meals

School meals are free for your child or children if you receive:


- Income Support
- Income-based Jobseekers Allowance
- An income-related Employment and Support Allowance

If you live in
Liverpool or St
Helens,
you must apply
through their
council website.

Ambition

Integrity

Appreciation




The First Day

On the first day of school, year 7 students will be in school earlier than other year groups.

On this day, they will be issued with a school tie which will officially welcome them as a member of The Prescot School.






The First Day: Monday 5 September

On **Tuesday 5th September**, students need to be in school by **8.35am**.

The school gates will be open from 8am. Staff will be there to greet and welcome students into the atrium.

If parents/carers are bringing students to school, they can drop off near the school gate, but it does get congested.





The First Day

School will finish at **2.40pm** and parents can pick students up outside the school gates if they wish.

Some students will be walking to and from school by themselves or getting the bus for the first time, so we advise them to practise getting to and from school a few times over the holiday.






The First Day

Students need to bring their school bag and pencil case with them and be in full school uniform, except for their tie which will be presented to them that morning.

Each year group have their own colour stripe on their tie.





Year 7 Team



Assistant Head of Year 7: Mrs Fagan



Head of Year 7: Mrs Thompson



Year 7 Pastoral Assistant : Mrs Kevan

Ambition

Integrity

Appreciation



Communication

- **The Prescot School phone number:** 0151 477 8680
- **The Prescot School email:** info@prescotschool.org.uk
- **Mrs Thompson's email:** sthompson@prescotschool.org.uk
- **Website:** www.theprescotschool.org.uk
- **Twitter:** @PrescotSchool






Before September

Before September, please make sure you have collected your child's school bag and blazer voucher.



If you have not already collected it, these can be collected from the school office.





Thank You

We hope your child enjoys
the last couple of weeks as a
Year 6 student.



We look forward to
welcoming them to
The Prescot School in
September.

